



...in the bedroom

CHIPPENDALE HEADBOARDS (opposite)
This elegant style takes a beachy turn when made of solid cane and woven rattan. For a graphic look, try a dark finish against a white wall.

CLASSIC STRIPES (above)
From rugs to decorative pillows to hand-painted wallpaper, stripes bring a soothing sense of order to bedrooms.

FOUR-POSTER BED (above and right) These iconic pieces call to mind timeless American style. For an updated twist, look for versions with an ebonized finish or nautical rope details.

DAMASK DRAPERY (right) Add softness with windows dressed in ample, block-printed damask curtains. The large scale of the repeat gives this traditional motif a more contemporary feel.



...in outdoor spaces

CONTRASTING WELTS

(opposite) Sharp navy blue piping gives these striped outdoor cushions a finished look. To pick a color for the welt, pull one from the cushion upholstery, or introduce a new tone for more contrast.

PLAID UPHOLSTERY

(right) With all the good-looking, weather-resistant fabrics now on the market, there's no need to stick to solids. Try a muted plaid with colors pulled from the surroundings.

RATTAN-STYLE

FURNISHINGS

(below) When picking pieces for outdoor spaces, look for options with strong lines and generous proportions. For a weather-proof approach, try powder-coated aluminum versions wrapped in a synthetic casing meant to mimic rattan, like these.





TOP LEFT: DEBORAH WHITLAW LLEWELLYN; TOP RIGHT: DAVID TSAY; BOTTOM LEFT AND RIGHT: ROGER DAVIES

2

natural & neutral

This style is all about achieving one thing: instant relaxation. By mimicking tones found along shorelines (think: sandy shells and driftwood), this beige-hued beach scheme creates a zone dedicated to kicking back. It's not only thanks to muted color—woven textures, like linen and rattan, and subdued patterns, like quiet stripes and soft paisleys, add cozy layers while imparting just the right bit of pretty. The best part is that this breathe-easy style translates to both cozy and elegant looks.



... in outdoor spaces

GREEN FABRICS (above)

If you're crazy for color but still want a natural look, green is the ticket. Its cool tone complements warm browns and picks up brightness in surrounding foliage.

WOOD PORCH (left)

Instead of covering up with paint, let the wood grain shine through—layering only with protective coats of varnish.

CABANA STRIPES

(opposite) Add pattern with subtle stripes on cushions and pillows. For a unique spin, run the stripes horizontally instead of vertically.

WEATHERED TEAK

(opposite) Silvery gray outdoor furniture is soothing to the eye; try adding a warm grace note, too, like this walnut mirror.

style shortcut

Mirrors hung in an outdoor area instantly upgrade the space, making it feel like another room in the house. Plus, they reflect light, which brightens porches and decks even on cloudy days.



... in the bath

AN UNEXPECTED ACCENT

(above) Outfit small baths with a luxurious touch, such as an upholstered chaise. Add even more romance with an old-fashioned claw-foot tub.

INLAID MIRRORS (left)

The mother-of-pearl inlays in this pair of ebony-framed mirrors provide shimmer, while their floral-and-vine motif lends a sweet feel to the space. Angular brushed-nickel sconces create a fresh contrast.

RECLAIMED SHUTTERS

(opposite) Timeworn surfaces and objects add character to new spaces, especially baths with slick fixtures. Look for reclaimed millwork, such as old shutters, that will infuse a room with extra patina.

SKIRTED VANITY (opposite)

Hung from a rod mounted just under the countertop, this skirt adds soft texture and a feminine floral print to a room filled with hard surfaces. Bonus: The skirt also conceals under-sink storage and plumbing.

“In a bath, a little fabric softens all the hard edges and adds personality”

—Jane Coslick, designer



... in the dining room

MINIMALIST TABLE (above) With its inset base and simple planked top, this dining table has a fuss-free feel that's just right for a clean, white space. The generous overhangs on either end make for flexible seating arrangements.




TONE-ON-TONE ARTWORK (left) Varying white shades defined by thick and thin strokes of paint add texture to this all-white room without detracting from its simplicity.

MOD CHAIRS (above and opposite) For a casual look with a focus on functionality, choose chairs with clean lines, upholstery-free seats and backs, and an almost utilitarian feel. Bonus: They can serve as extra seating in any room!

ORGANIC ACCENTS (opposite) Warm up a cool, white room with a few touches of natural color and texture, such as a rustic farm table and a gray/taupe trim.

style shortcut

Enliven large stretches of white walls with a gallery-like arrangement of your favorite things. To get placement right the first time, trace the objects on paper, and then tape the paper pieces to your wall. For a composition that works, make sure items relate to each other (all landscapes or nautical, for example) and have similar colors or materials.





...in the kitchen

MINIMALIST FIXTURES

Barely-there range hoods and slender faucets establish an uncomplicated, stress-free vibe in a chaos-prone space. Eliminate countertop clutter by storing commonly used cookware in drawers.

BACKLESS BARSTOOLS

Maintain the clean, minimal feel of a sleek kitchen by choosing low-profile stools with metallic or wood finishes and cushion-less seats.

METALLIC FINISHES (left)

Think beyond appliances: Incorporate reflective metals in unexpected places, like this kitchen's stainless steel countertop and minimalist nickel hardware.

SHINY BACKSPLASH

(opposite) The slick finish on glazed ceramic subway tile creates the illusion of an open, airy space. Color tip: Lustrous white looks posh when paired with silver fixtures and hardware.



...in the dining room

BARE FLOORS In keeping with the fuss-free ethos of a spare, modern room, feel free to go without rugs, which collect dust and require frequent cleaning.

SAARINEN STYLE (opposite) With their smooth white finish and sinuous, curvilinear form, Eero Saarinen's iconic pedestal table and Tulip chairs add midcentury-modern panache to any dining room.

ALUMINUM CHAIRS (above) Originally designed for the U.S. Navy, these lightweight, indestructible chairs have a brushed-metal finish that lends an industrial edge to the rough-hewn dining table.

SCULPTURAL LIGHTING (above and right) In a sparsely furnished space, statement-making fixtures such as a minimalist interpretation of a crystal chandelier or a giant capiz shell orb prove that not everything in a modern room has to be strictly functional.







...in the
**living
room**

EARTHY COLOR This chocolate, orange, and khaki palette exudes warmth and cheer. The crisp white walls and ceiling, plus ample natural light streaming in through the floor-to-ceiling windows, offer refreshing contrast.

SINK-IN SEATING The furnishings' generous proportions and soft slipcovers encourage lounging. In an open space, opt for larger pieces, like this sectional, that simplify seating arrangements and establish a comfy, casual vibe.

COZY MATERIALS Tactile textures—such as the smooth leather ottoman and super-soft linen slipcovers on the sofa and club chair—keep things inviting and relaxed.

style shortcut

Living rooms don't have to be clad entirely in wood paneling to have a warm, rustic style. Get a similar effect with a few storage cabinets made of planked and varnished wood, or try mixing in wood accessories—like this floor lamp, side table, and mirror—for a natural touch.

DAVID TSAY



...in the bath

WIDE-PLANK FLOORS

(above) Rough-sawn oak planks that have been whitewashed and sanded add timeworn character without the heaviness of dark polished floors.

EXPOSED BEAMS

(above) These original beams, uncovered during a renovation, lend a handcrafted air to this bath. Get the look by adding decorative hand-hewn beams to any ceiling.

SAUNA STYLE

(left) Raw cedar paneling infuses this spa bath with a woody smell and an organic feel. Sleek fixtures prevent the space from feeling too cabin-in-the-woods.

ZEN SIMPLICITY

(opposite) Horizontal V-groove paneling, industrial cage lighting, and plain mosaic tile flooring give this bath clean, simple style.

“There’s nothing more relaxing than a cozy bath with a warm vibe and fuss-free fixtures” —Tim Clarke, designer